

# Quadratube P2

Suspended light fitting with a louvre and "Couture" perforations

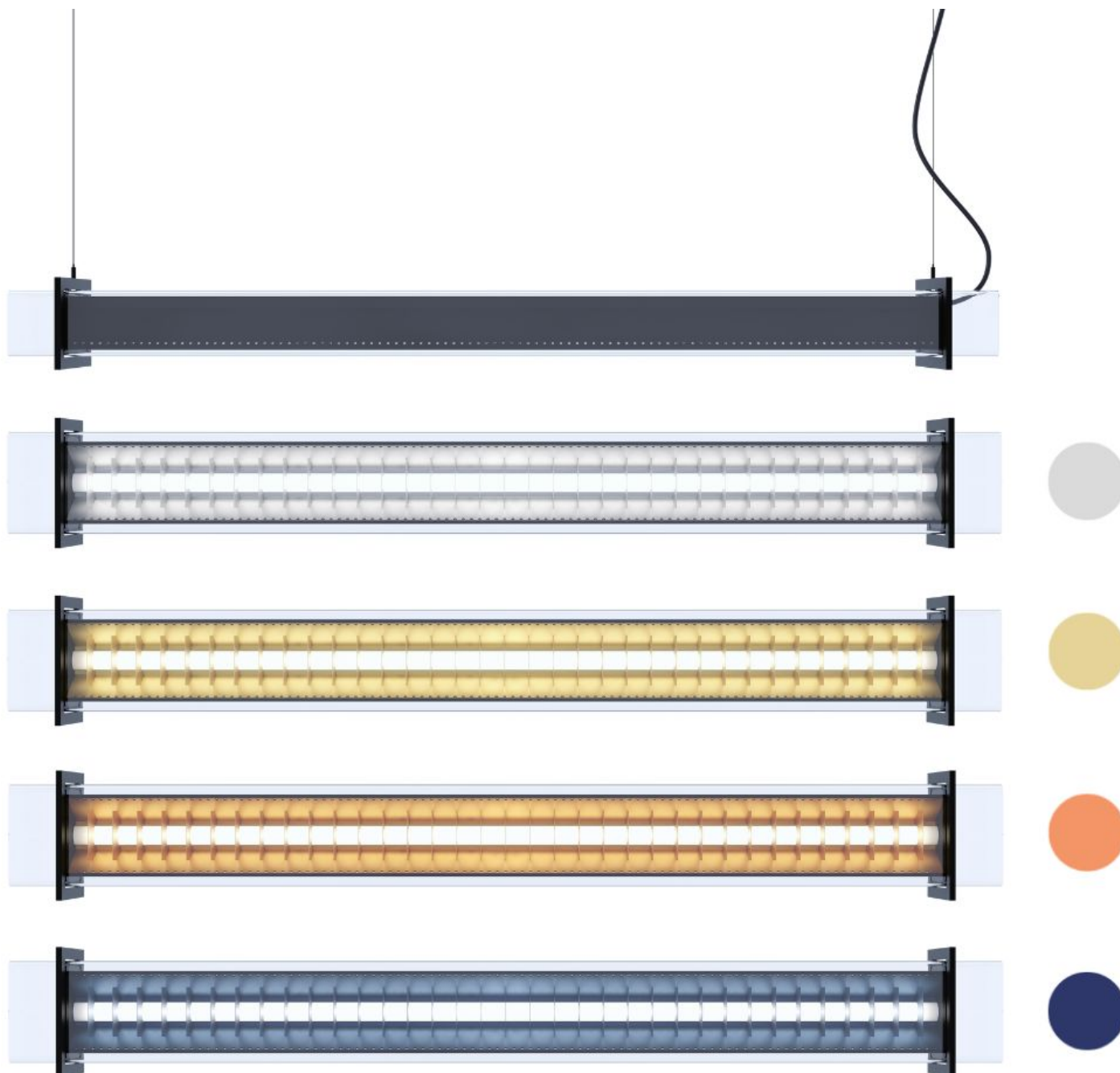


# Quadratube P2


Suspended light fitting with a louvre and "Couture" perforations



Sammode



Thanks to its tapered rectangular outline supported by two wires and the discreet integration of the power cable, the P2 suspended light fitting illustrates how a great design can also be functional. Thanks to the integrated LED module, deflector and anti-glare louvre, this luminaire can provide pleasant cosy lighting for both residential and work environments. The louvre perforations create lateral rays of light that diffuse into the room in a subtle way, capturing the attention.






# Quadratube P2

Suspended light fitting with a louvre and "Couture" perforations



Sammode



## Pendant light

Non dimmable - 2700K

Reflector	Flux (lm)	L (mm)	Designation	Code	Watt
Silver	3470	1316	QT SUSP GRD S 1300 MP-827 C3M	70100035	40
	4340	1616	QT SUSP GRD S 1600 MP-827 C3M	70100036	50
Champagne	3110	1316	QT SUSP GRD CH 1300 MP-827 C3M	70100027	40
	3890	1616	QT SUSP GRD CH 1600 MP-827 C3M	70100028	50
Copper	2910	1316	QT SUSP GRD CB 1300 MP-827 C3M	70100021	40
	3630	1616	QT SUSP GRD CB 1600 MP-827 C3M	70100022	50
Petrol	1860	1316	QT SUSP GRD P 1300 MP-827 C3M	70100033	40
	2330	1616	QT SUSP GRD P 1600 MP-827 C3M	70100034	50

A "Low Power" version exists (reduced flux and power)

## Pendant light

Casambi dimmer - 2700K

Reflector	Flux (lm)	L (mm)	Designation	Code	Watt
Silver	3470	1316	QT SUSP GRD S 1300 MP-827 RB C3M	70100007	40
	4340	1616	QT SUSP GRD S 1600 MP-827 RB C3M	70100016	50
Champagne	3110	1316	QT SUSP GRD CH 1300 MP-827 RB C3M	70100003	40
	3890	1616	QT SUSP GRD CH 1600 MP-827 RB C3M	70100012	50
Copper	2910	1316	QT SUSP GRD CB 1300 MP-827 RB C3M	70100009	40
	3630	1616	QT SUSP GRD CB 1600 MP-827 RB C3M	70100018	50
Petrol	1860	1316	QT SUSP GRD P 1300 MP-827 RB C3M	70100005	40
	2330	1616	QT SUSP GRD P 1600 MP-827 RB C3M	70100014	50

A "Low Power" version exists (reduced flux and power)

## Options

Color temperature		Lighting management	
2700K	827	Electronic gear unit for DALI	
3000K	830/930	dimming	RD
4000K	840/940	Electronic gear unit for push button	RS
		Switch-off warning function (for sensor/timer)	RC
		Permanent standby mode 10% function	RCP
		Casambi Bluetooth control	RB



# Quadratube P2

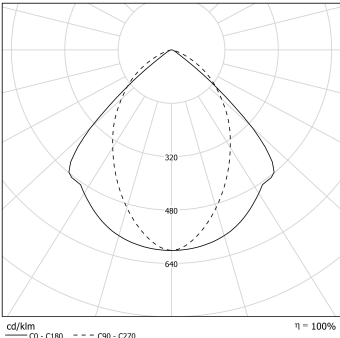
Suspended light fitting with a louvre and "Couture" perforations



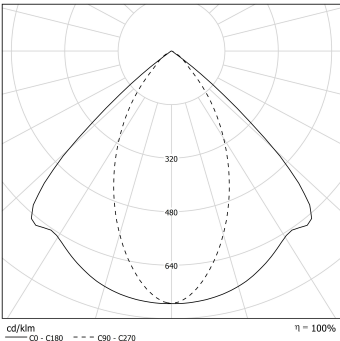
## Specification



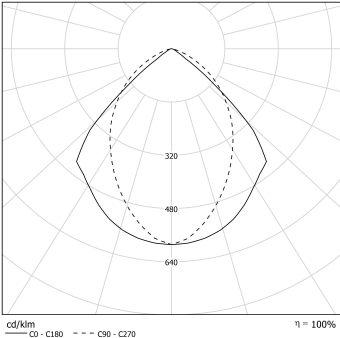
### Photometry



Champagne, Copper



Petrol



Silver

Design	
Designer	Jean-Michel Wilmotte
Technical characteristics	
Light source	High-efficiency removable LED module (CRI>80, 3 SDCM) 70 000 h L80/B10 at max. operating temperature Photobiological hazard : Group 1
Reflector	Inclined slats louvre, "Couture" perforations - made of anodised aluminium Specific satin-finish primary diffuser optics
Lighting comfort	Very low glare: UGR ≤19 Transversal eye protection angle (louvre): 31° Longitudinal eye protection angle (louvre): 44°
Control gear	Driver with constant current output, dimmable by Bluetooth Casambi
Supply voltage	220-240V 50/60Hz
Electrical class	Class I
Operating temperature	0 °C to +35 °C
Easy intallation and maintenance	
Connection	Supplied with a 3G0.75 black 3 m cable - Stripped free end
Mounting	Supplied with 2 black suspension wires
LED engine maintenance	Perform maintenance by loosening the 4 screws in the straps and removing the gear tray Removable LED modules and driver
Materials	
Housing	Crystal quality PMMA with a rectangular section
End caps, fixing straps and gear unit cover	Lacquered steel
Standards	
Waterproofness	IP20 (indoor use)
Fire resistance	650°C